

Welcome

to the Software Requirements Specification Presentation

Ms. Kate Zimmerman, Siena
College Academic Program
Administrator

&

Mr. Brian Smith, Siena College
Webmaster

Spartacus Computing Solutions

Michael Cervone, Web Designer

Thomas Hackett, Librarian

Sean Hannon, Software Consultant

Sara Pagliaro, Team Leader

John Sawicki, Systems Administrator

Siena College Catalog Project

3 November 2004

Presented by:

Sara Pagliaro, *Introduction & Conclusion*

John Sawicki, *Functional Requirements &
Prototypes*

Sean Hannon, *Data Flow Diagrams*

Presentation Outline

- **Functional Requirements**
- Prototypes
- Data Flow Diagrams

Functional Requirements

- ☞ Login screen for authorized users
 - Authentication process
- ☞ Authorized users have ability to update changes
- ☞ Users at Dean level (i.e., Asst. Deans) can approve and monitor changes
- ☞ Confirmation must be approved for all changes submitted

Functional Requirements (Cont'd)

- Head user privileges (i.e., Ms. Zimmerman):
 - Create/Remove users
 - Set or reset passwords
 - Grant, remove, or limit access from users
 - Make changes to information within the system
 - Deny changes submitted by any user
 - Approve final changes

Presentation Outline


- Functional Requirements
- Prototypes**
- Data Flow Diagrams

Login Screen

Log In Screen




SIENACollege



User Name

Password


Log In



Click To View Catalog

Department Head

Department Head



SIENAcollege



Department Head

<p>Faculty Information (Current Version Read Only)</p> <p>The current catalog would be displayed here</p>	<p>Faculty Information (Can Be Modified)</p> <p>The department heads's changes would be displayed</p> <p><input checked="" type="checkbox"/> Faculty Information Done</p>
<p>Department Information (Current Version Read Only)</p>	<p>Department Information (Can Be Modified)</p> <p><input checked="" type="checkbox"/> Department Information Done</p>
	<p>Course Information (Current Version Read Only)</p> <p><input checked="" type="checkbox"/> Course Information Done</p>

Done Editing Cancel

Assistant Dean

Assistant Dean

 **SIENA**college



Department Head Progress Assistant Dean School Information Editing

Department

Select one...
Select one...
Computer Science
Chemistry
Biology

Faculty Information (Current Version Read Only)
The current catalog would be displayed here

Faculty Information (Can Be Modified)
The Assistant Dean's changes would be displayed here

Faculty Information Approved

Department Information (Current Version Read Only)

Department Information (Can Be Modified)

Department Information Approved

Course Information (Current Version Read Only)

Department Information Approved

Approve Changes Cancel

Assistant Dean (Cont'd)

Assistant Dean School Information



SIENAcollege



Department Head Progress Assistant Dean Department Information Editing

School Information Blurb(Current Version Read Only)

The current catalog will be displayed here

School Information Blurb(Can Be Modified)

School Information Approved

Accept Changes Cancel

Assistant Dean (Cont'd)

Academic Affairs Assistant Dean Progress



Academic Affairs

Person	Faculty Information	Department Information	Course Information	Department Blurb Information	Send Reminder
Assistant Dean 1	✓	✓	✓	✓	<input type="checkbox"/>
Assistant Dean 2	✓	✗	✗	✗	<input checked="" type="checkbox"/>
Assistant Dean 3	✗	✗	✓	✓	<input checked="" type="checkbox"/>
Assistant Dean 4	✓	✓	✓	✓	<input type="checkbox"/>
Assistant Dean 5	✗	✓	✗	✗	<input checked="" type="checkbox"/>


Send Progress Reminders Clear Selections

School Administrator


The screenshot shows a web application window titled "School Administrator". The header features the SIENA College logo on the left, the text "SIENAcollege" in the center, and four small photographs of students on the right. Below the header, the text "School Administrator" is centered. The main content area is divided into two columns. The left column is titled "Department Information (Current Version Read Only)" and contains a text area with the placeholder text "The current catalog information will be displayed here". The right column is titled "Department Information (Can Be Modified)" and contains a text area with the placeholder text "The current work in progress will be displayed here". Below these text areas, there is a checked checkbox labeled "Department Information Done". At the bottom of the window, there are two buttons: "Done Editing" and "Cancel".

School VP

School VP



SIENAcollege



Administrator Status Screen

School VP

Administrator

Select one...

Department Information (Current Version Read Only)

Current catalog information goes here

Department Information (Read-Only for VP)

Current working version of catalog goes here

School VP (Cont'd)

VP Progress Screen



SIENAcollege



Revision Screen (Read Only) School VP

Person	Department Information	Send Reminder
Progress		
Department 1	<input checked="" type="checkbox"/>	<input type="checkbox"/>
Department 2	<input checked="" type="checkbox"/>	<input type="checkbox"/>
Department 3	<input checked="" type="checkbox"/>	<input checked="" type="checkbox"/>
Department 4	<input checked="" type="checkbox"/>	<input type="checkbox"/>
Department 5	<input checked="" type="checkbox"/>	<input checked="" type="checkbox"/>

Send Progress Reminders Clear Selections

Academic Affairs

Form1



Academic Affairs

Person/Username	Password	Financial Aide	Computer Science	Comp Sci. Blurb	Residential Life	Sienna Mission	School Admin Progress
Assistant Dean 1	*****	<input type="checkbox"/>	<input checked="" type="checkbox"/>	<input checked="" type="checkbox"/>	<input type="checkbox"/>	<input type="checkbox"/>	<input type="checkbox"/>
Department Head 1	*****	<input type="checkbox"/>	<input checked="" type="checkbox"/>	<input type="checkbox"/>	<input type="checkbox"/>	<input type="checkbox"/>	<input type="checkbox"/>
School Administrator 1	*****	<input type="checkbox"/>	<input type="checkbox"/>	<input type="checkbox"/>	<input checked="" type="checkbox"/>	<input checked="" type="checkbox"/>	<input type="checkbox"/>
VP 1	*****	<input type="checkbox"/>	<input type="checkbox"/>	<input type="checkbox"/>	<input checked="" type="checkbox"/>	<input type="checkbox"/>	<input checked="" type="checkbox"/>
School Administrator 2	*****	<input checked="" type="checkbox"/>	<input type="checkbox"/>	<input type="checkbox"/>	<input type="checkbox"/>	<input type="checkbox"/>	<input type="checkbox"/>

***Note: Grayed check indicates Read Only access

Academic Affairs (Cont'd)

Academic Affairs Department Head Progress Overview



Academic Affairs

Person	Faculty Information	Department Information	Course Information	Send Reminder
Department Information Editing	Progress			
Department Head 1	✓	✓	✓	<input type="checkbox"/>
Department Head 2	✓	✗	✗	<input checked="" type="checkbox"/>
Department Head 3	✗	✓	✓	<input checked="" type="checkbox"/>
Department Head 4	✓	✗	✓	<input checked="" type="checkbox"/>
Department Head 5	✗	✓	✗	<input checked="" type="checkbox"/>

School Information Blurb Editing
 School Department Editing
 Department Information Blurb Editing
 Assistant Dean Progress
 VP Progress
 Academic Dept. Progress
 Permissions

Academic Affairs (Cont'd)

Academic Affairs Assistant Dean Progress

SIENAcollege

Academic Affairs

Person	Faculty Information	Department Information	Course Information	Send Reminder
Assistant Dean 1	✓	✓	✓	<input type="checkbox"/>
Assistant Dean 2	✓	✗	✗	<input checked="" type="checkbox"/>
Assistant Dean 3	✗	✗	✓	<input checked="" type="checkbox"/>
Assistant Dean 4	✓	✓	✓	<input type="checkbox"/>
Assistant Dean 5	✗	✓	✗	<input checked="" type="checkbox"/>

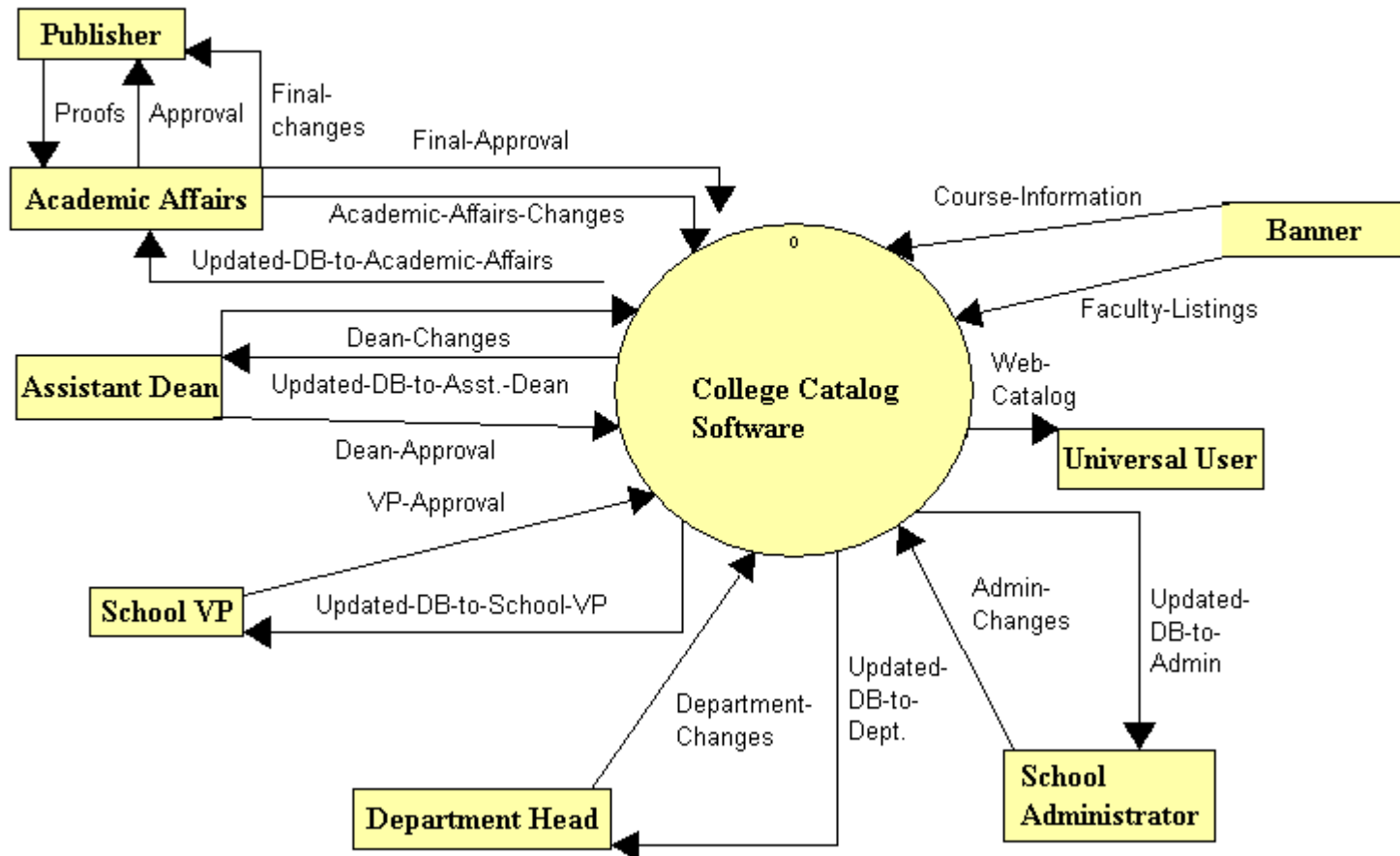
Send Progress Reminders Clear Selections

Windows Taskbar: Start, Project1 - Microsoft Visu..., Academic Affairs Assi..., AcademicAffairsDHProgr..., 12:32 AM

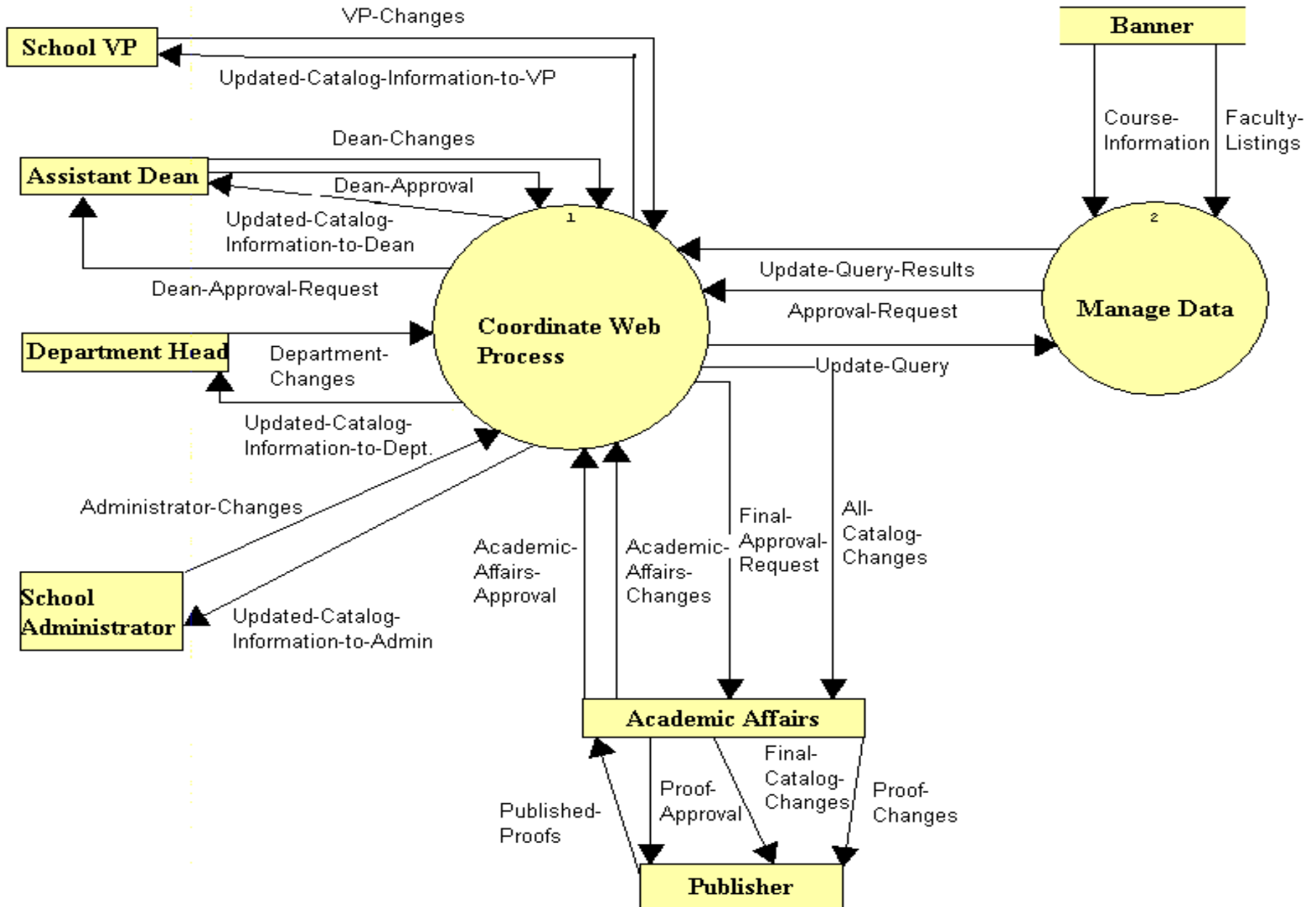
Presentation Outline

- Functional Requirements
- Prototypes
- **Data Flow Diagrams**

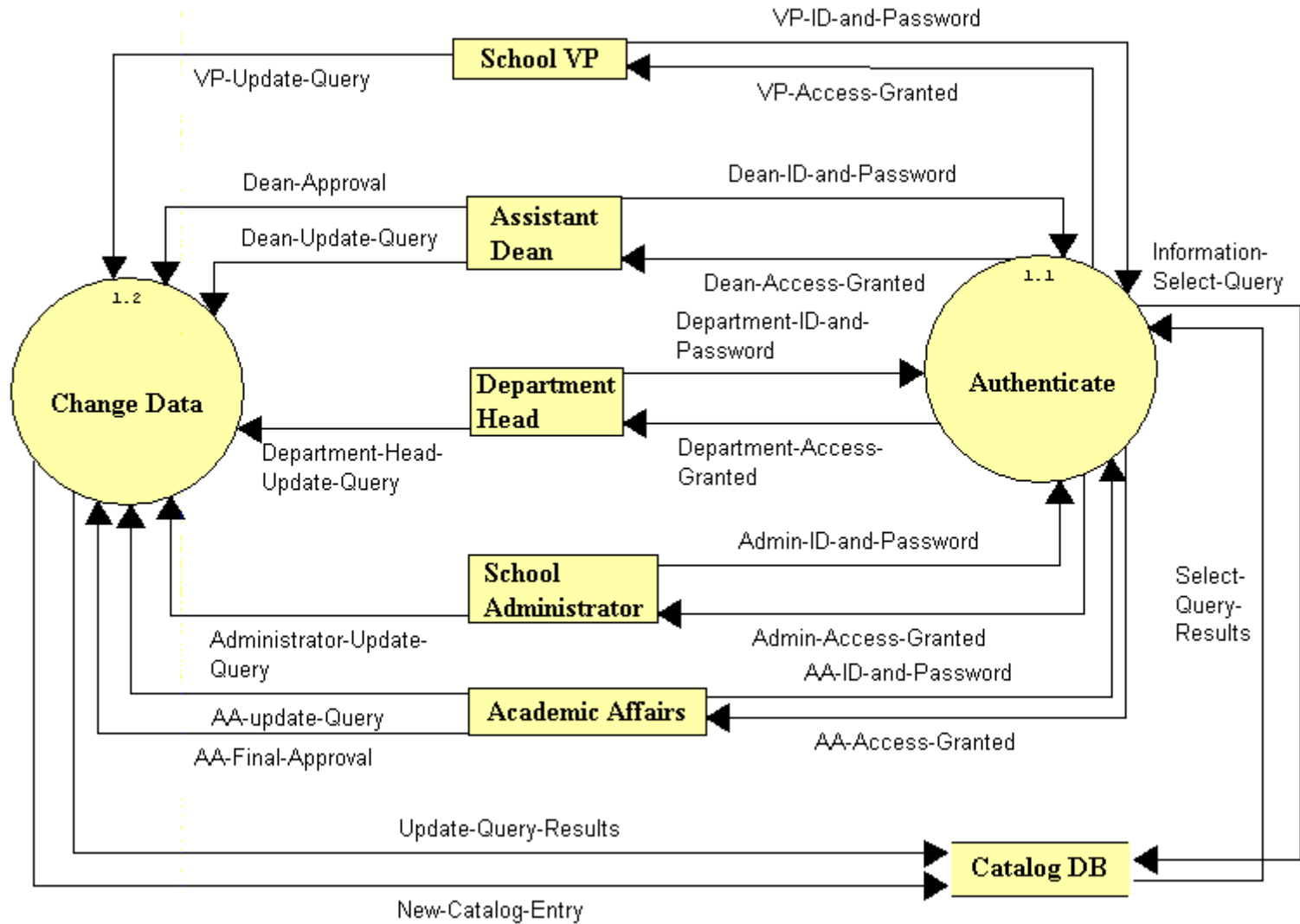
Context Diagram



Level 0 Diagram

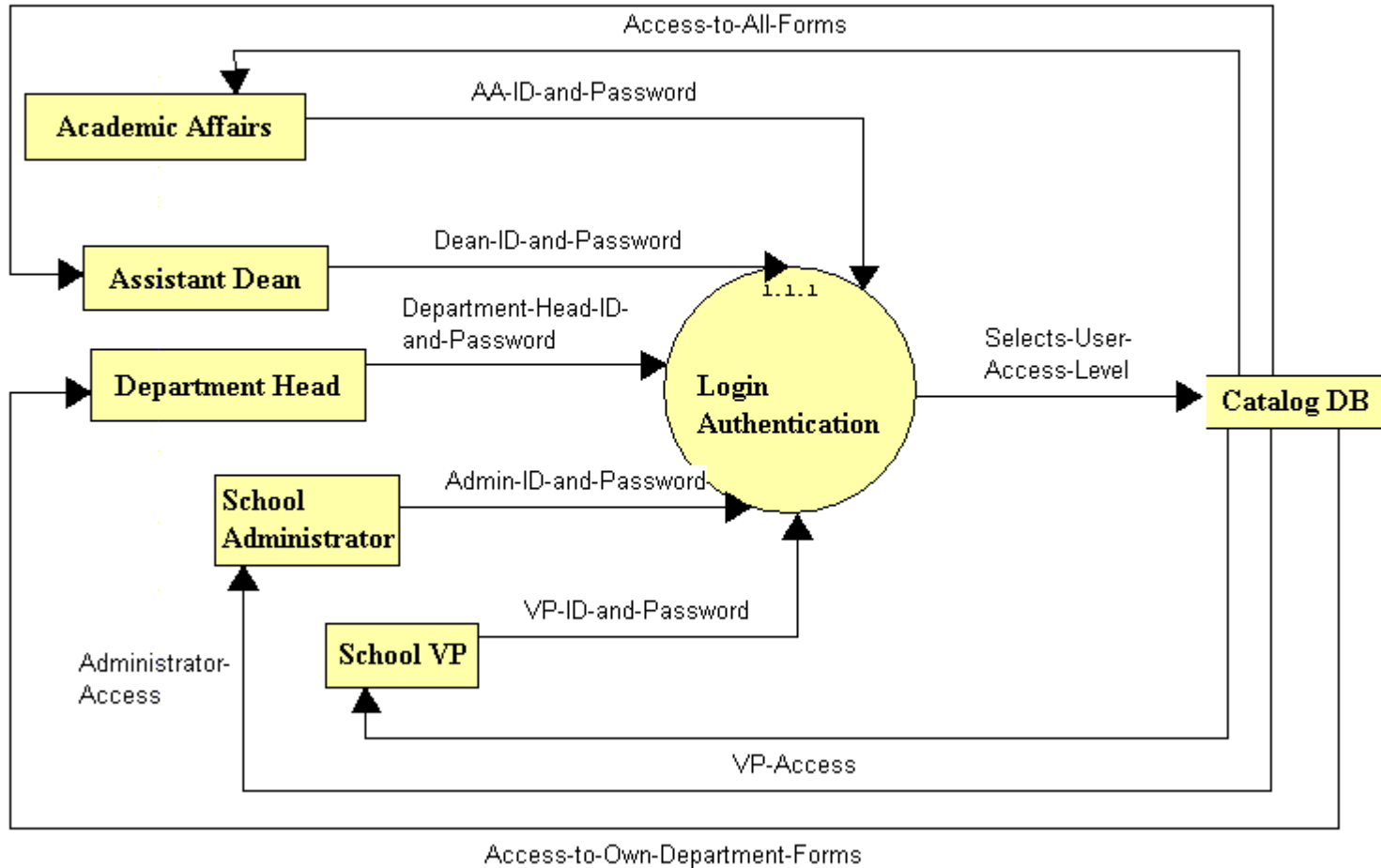


Level 1 Diagram - Coordinate Web Process

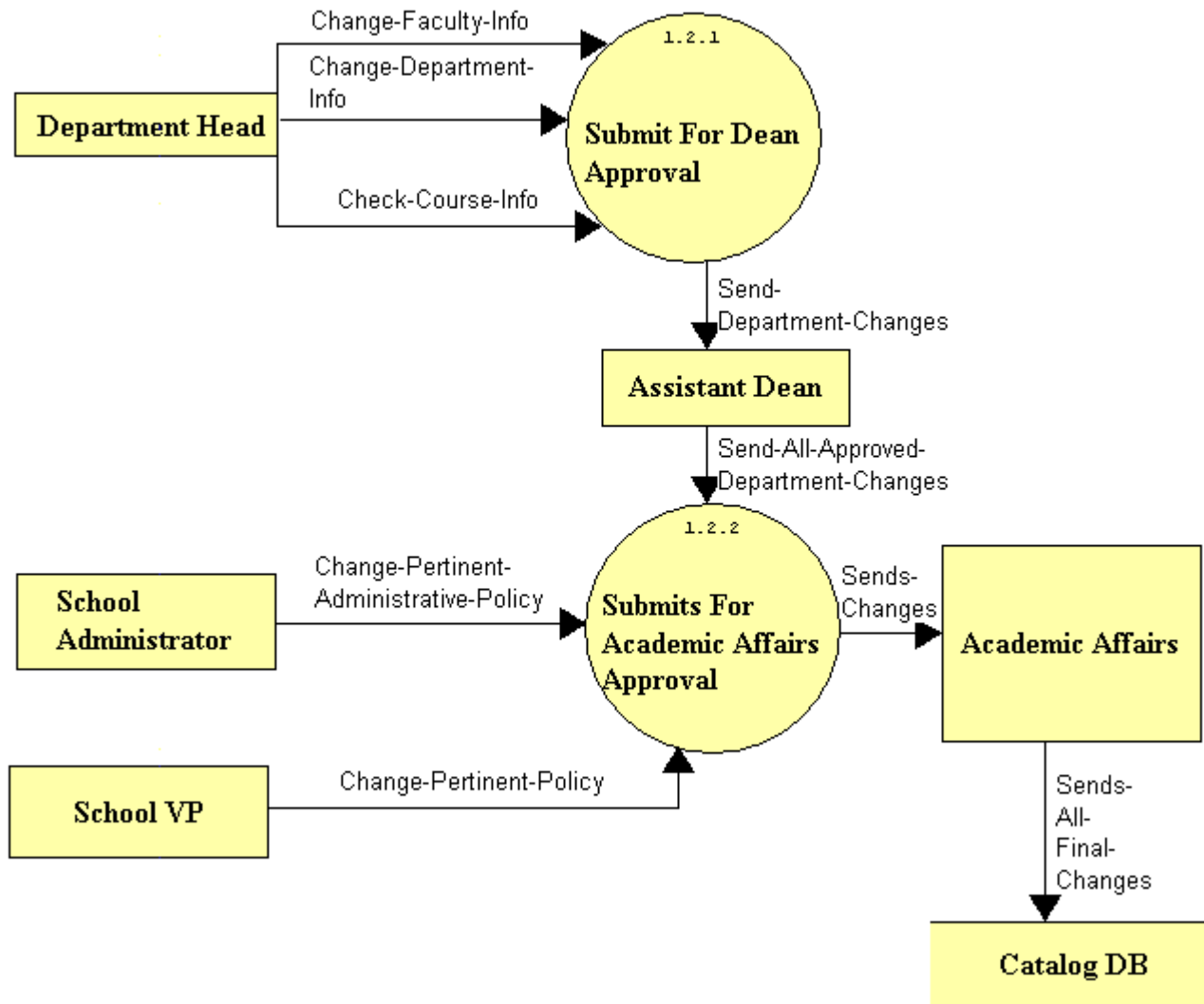


Authenticate

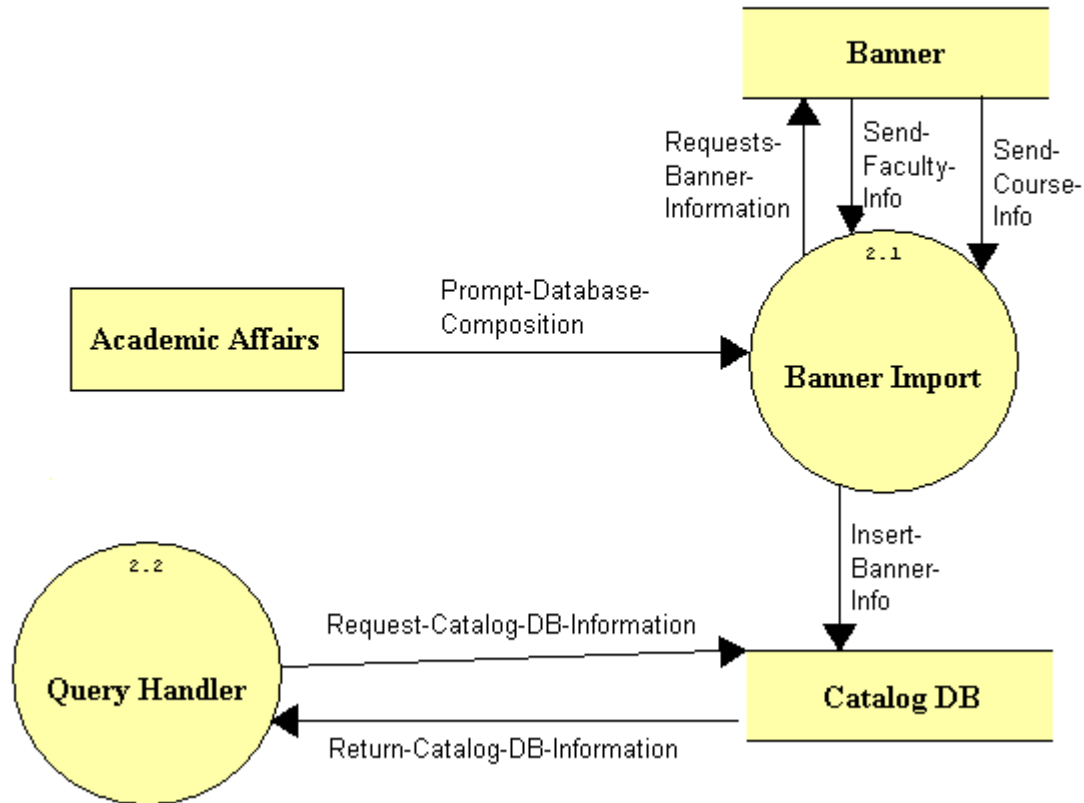
Access-to-All-Forms-within-School

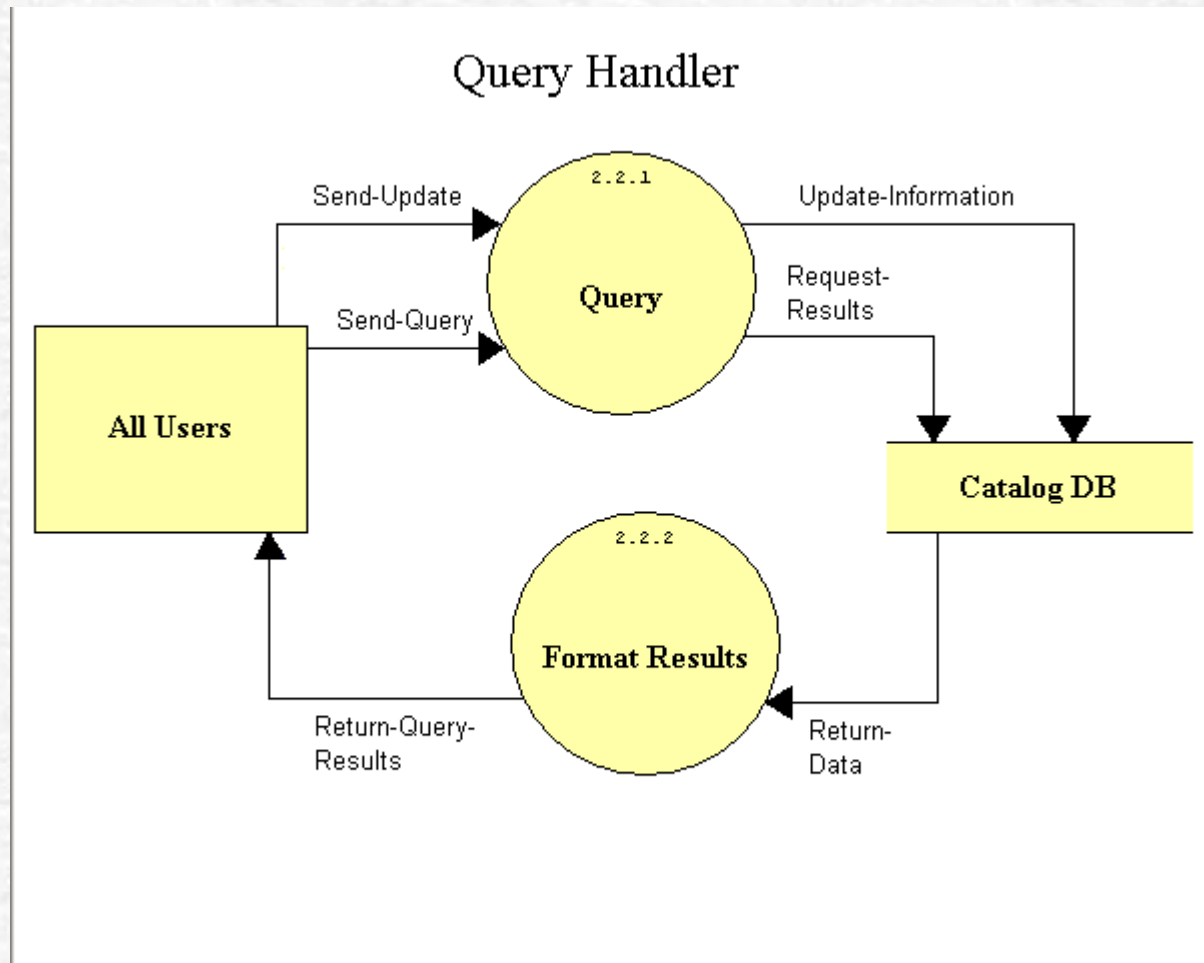


Change Data

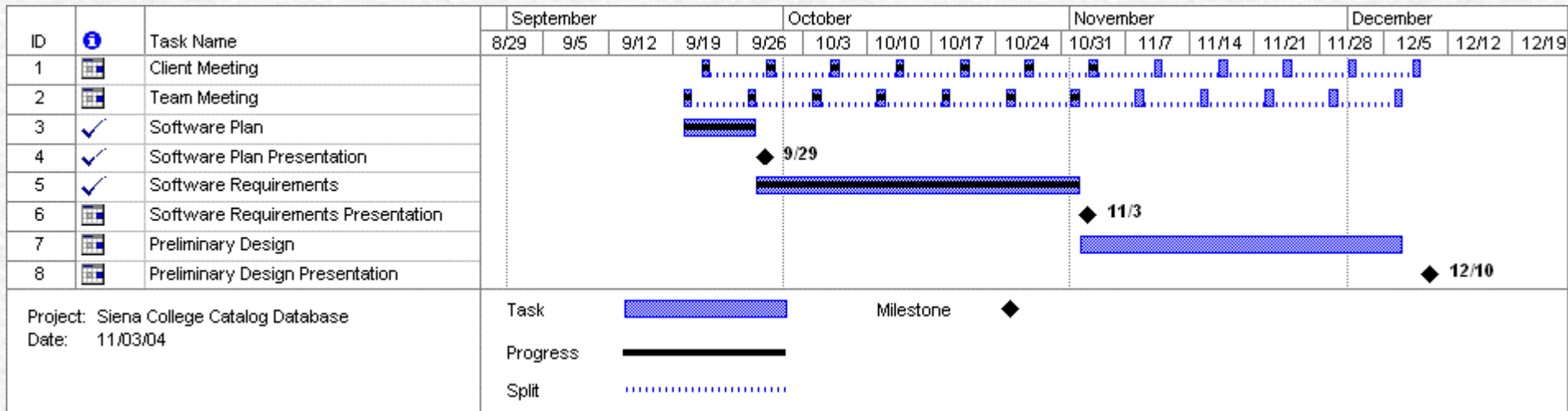


Level 1 Diagram - Manage Data





Gantt Chart



Future Documents & Presentations

6 December 2004

- Preliminary Design Documents delivered

8 December 2004

- Preliminary Design Presentation
- 8:15 AM in Roger Bacon 328

Questions?

Thank you!